



29er European Championship 2025

Fraglia Vela Riva - Lake Garda - Italy
1st - 8th July 2025




























Results are provisional as of 15:24 on July 8, 2025

1-Gold Fleet



























Sailed: 8, Discards: 1, To count: 7, Entries: 45, Scoring system: Appendix A

Rank	TallyH	TallyC	Euro	Nat	SailNo	Fleet	Boat	HelmName	CrewName	Division	HelmYr	Helm Gender	CrewYr	Crew Gender	Carried Fwd	F1(R6)	F2(R7)	F3(R8)	F4(R9)	F5(R10)	F6(R11)	F7(R12)	F8(R13)	Penalties	Total	Nett
1	T0249	T0250	Y		3462	1-Gold	M	Lucas Hamm	Moritz Hamm		2008	M	2008	M	11.0	2.0	9.0	1.0	1.0	8.0	(29.0)	17.0	9.0		87.0	58.0
2	T0107	T0108	Y		4	1-Gold	M	Nolann Huet Des Aunay	Titouan Gresset		2007	M	2007	M	8.0	24.0	5.0	11.0	(46.0 DSQ)	3.0	10.0	4.0	2.0		113.0	67.0
3	T0479	T0480	Y		3423	1-Gold	M	Ikke Huber	Liam Berger		2007	M	2007	M	7.0	3.0	3.0	5.0	3.0	(37.0)	7.0	34.0	15.0		114.0	77.0
4	T0105	T0106	Y		3	1-Gold	M	Jocelyn Le Goff	Jules Vidor		2007	M	2007	M	6.0	6.0	7.0	(27.0)	12.0	24.0	6.0	6.0	10.0		104.0	77.0
5	T0289	T0290	Y		6	1-Gold	M	Giuseppe Montesano	Enrico Coslovich		2008	M	2008	M	18.0	16.0	1.0	13.0	(23.0)	13.0	12.0	3.0	3.0		102.0	79.0
6	T0375	T0376	Y		16	1-Gold	M	Nicklas Holt	Philip Forslund		2005	M	2007	M	10.0	7.0	10.0	3.0	22.0	28.0	2.0	(46.0 UFD)	4.0		132.0	86.0
7	T0277	T0278	Y		2759	1-Gold	M	Mór Csekovszky	Martin Istvan Zarandy		2004	M	2009	M	20.0	9.0	13.0	4.0	13.0	4.0	3.0	(31.0)	22.0		119.0	88.0
8	T0323	T0324	Y		3166	1-Gold	mixed	Giulia Bartolozzi	Pietro Rizzi		2006	F	2008	M	18.0	15.0	16.0	18.0	(35.0)	11.0	1.0	2.0	23.0		139.0	104.0
9	T0514	T0232	Y		3353	1-Gold	M	Tizian Lembeck	Julian Lembeck		2010	M	2007	M	23.0	21.0	14.0	2.0	5.0	12.0	9.0	20.0	(35.0)		141.0	106.0
10	T0401	T0402	Y		17	1-Gold	M	Szymon Kolka	Bartosz Zmudzinski		2008	M	2008	M	21.0	5.0	18.0	(19.0)	14.0	5.0	15.0	18.0	11.0		126.0	107.0
11	T0399	T0400	N		3496	1-Gold	M	Nelsen Meacham	Joe Leith		2009	M	2007	M	12.0	(43.0)	6.0	14.0	11.0	32.0	16.0	10.0	6.0		150.0	107.0
12	T0133	T0134	Y		3425	1-Gold	M	Alexandre Mostini	Raphaël Allain		2009	M	2008	M	8.0	14.0	2.0	8.0	10.0	31.0	34.0	5.0	(40.0)		152.0	112.0
13	T0437	T0438	N		3248	1-Gold	mixed	Isabella Calzadilla	Diego Power		2009	F	2006	M	26.0	1.0	(35.0)	9.0	20.0	2.0	30.0	28.0	1.0		152.0	117.0
14	T0385	T0386	N		23	1-Gold	M	Will Leech	William Mason		2008	M	2009	M	13.0	(33.0)	11.0	29.0	7.0	1.0	27.0	24.0	5.0		150.0	117.0
15	T0251	T0252	Y		3501	1-Gold	M	David Plettner	Moritz Aigner		2008	M	2007	M	20.0	8.0	17.0	16.0	2.0	21.0	21.0	(23.0)	17.0		145.0	122.0
16	T0115	T0116	Y		2998	1-Gold	M	Barnabé Jouan	Giannantoni Thelio		2008	M	2008	M	25.0	10.0	23.0	35.0	32.0	(44.0)	4.0	1.0	8.0		182.0	138.0
17	T0367	T0510	Y		3208	1-Gold	M	Lenny Hofman	Rik Dieperink		2007	M	2002	M	23.0	25.0	8.0	26.0	6.0	23.0	14.0	13.0	(30.0)		168.0	138.0
18	T0499	T0500	Y		3255	1-Gold	mixed	Selma Hård	Lukas Wolfgang		2007	F	2008	M	21.0	18.0	12.0	22.0	21.0	10.0	5.0	33.0	(43.0)		185.0	142.0
19	T0469	T0470	Y		3251	1-Gold	M	Jacob Bründler	Thierry Stucki		2009	M	2008	M	32.0	4.0	22.0	25.0	8.0	25.0	19.0	(36.0)	14.0		185.0	149.0
20	T0497	T0498	Y		3254	1-Gold	M	Henric Wigfors	William Drakenberg		2008	M	2008	M	17.0	20.0	4.0	15.0	17.0	(35.0)	24.0	27.0	25.0		184.0	149.0

Rank	TallyH	TallyC	Euro	Nat	SailNo	Fleet	Boat	HelmName	CrewName	Division	HelmYr	Helm Gender	CrewYr	Crew Gender	Carried Fwd	F1(R6)	F2(R7)	F3(R8)	F4(R9)	F5(R10)	F6(R11)	F7(R12)	F8(R13)	Penalties	Total	Nett
21	T0383	T0384	N	 NZL	2782	1-Gold	M	Ewan Brazle	Toby Clark	U17	2010	M	2010	M	19.0	30.0	21.0	20.0	(34.0)	14.0	26.0	16.0	12.0		192.0	158.0
22	T0489	T0490	Y	 SWE	2921	1-Gold	M	Alex Olsson	David Alduren	O18	2006	M	2006	M	24.0	11.0	27.0	12.0	(30.0)	29.0	18.0	14.0	24.0		189.0	159.0
23	T0403	T0404	Y	 POL	19	1-Gold	F	Antonina Puchowska	Alicja Dampc		2008	F	2008	F	16.0	44.0	(45.0)	17.0	4.0	16.0	28.0	21.0	21.0		212.0	167.0
24	T0471	T0472	Y	 SUI	3274	1-Gold	mixed	Anna Bruengger	Theo Kowalewsky		2009	F	2007	M	31.0	19.0	29.0	28.0	19.0	17.0	(33.0)	9.0	16.0		201.0	168.0
25	T0121	T0122	Y	 FRA	3104	1-Gold	M	Quentin Bourrust	Gautier Neau	U17	2009	M	2010	M	24.0	31.0	32.0	10.0	29.0	6.0	20.0	(38.0)	19.0		209.0	171.0
26	T0193	T0194	Y	 GBR	3513	1-Gold	M	Ben Greenhalgh	Tom Sinfield		2008	M	2010	M	26.0	28.0	(42.0)	37.0	16.0	18.0	13.0	8.0	37.0		225.0	183.0
27	T0467	T0468	Y	 SUI	3250	1-Gold	M	Henri Rothacher	Noah Strempler		2008	M	2008	M	22.0	12.0	25.0	23.0	18.0	19.0	35.0	(42.0)	33.0		229.0	187.0
28	T0129	T0130	Y	 FRA	3245	1-Gold	M	Matheo Moreau	Ferdinand Guillemot		2008	M	2008	M	13.0	13.0	28.0	21.0	28.0	26.0	40.0	(43.0)	18.0		230.0	187.0
29	T0159	T0160	Y	 GBR	2903	1-Gold	M	Joe Wimpory	Charlie Hopkinson		2009	M	2006	M	18.0	23.0	33.0	33.0	(42.0)	34.0	25.0	15.0	13.0		236.0	194.0
30	T0271	T0272	Y	 HUN	12	1-Gold	M	Soma Kis-Szölygyémi	András Juhász		2007	M	2007	M	28.0	34.0	24.0	39.0	(40.0)	33.0	8.0	30.0	7.0		243.0	203.0
31	T0369	T0370	Y	 NED	3210	1-Gold	M	Tjebbe Warmerdam	Yannick Akker	O18	2006	M	2005	M	19.0	38.0	20.0	(43.0)	9.0	39.0	31.0	19.0	29.0		247.0	204.0
32	T0273	T0274	Y	 HUN	18	1-Gold	F	Boróka Fehér	Szonja Fehér		2006	F	2007	F	17.0	41.0	30.0	7.0	37.0	9.0	39.0	26.0	(42.0)		248.0	206.0
33	T0091	T0092	Y	 DEN	3500	1-Gold	M	Hastrup Dam Hastrup	Nikolaj Jakobsen		2008	M	2008	M	24.0	22.0	37.0	38.0	31.0	7.0	41.0	11.0	(44.0)		255.0	211.0
34	T0505	T0506	N	 USA	3146	1-Gold	F	Annie Sitzmann	Molly Bonham		2008	F	2008	F	22.0	36.0	19.0	(41.0)	24.0	27.0	22.0	37.0	27.0		255.0	214.0
35	T0125	T0126	Y	 FRA	3133	1-Gold	F	Pétronille Lescanne	Raphaëlle Kimbel	U17	2009	F	2009	F	20.0	35.0	26.0	6.0	26.0	38.0	(43.0)	40.0	32.0		266.0	223.0
36	T0279	T0280	Y	 HUN	3302	1-Gold	M	Péter Lange	Richárd Lange	O18	2006	M	2006	M	29.0	(40.0)	15.0	31.0	38.0	20.0	17.0	39.0	38.0		267.0	227.0
37	T0219	T0220	Y	 GER	3219	1-Gold	M	Lukas Wagner	Valentin Ziegler	U17	2009	M	2009	M	28.0	39.0	38.0	40.0	36.0	15.0	(42.0)	7.0	26.0		271.0	229.0
38	T0349	T0350	Y	 ITA	3418	1-Gold	M	Cosimo Del Bimbo	Leonardo Scarpellini		2007	M	2006	M	17.0	17.0	(43.0)	30.0	27.0	36.0	37.0	29.0	36.0		272.0	229.0
39	T0345	T0346	Y	 ITA	3344	1-Gold	F	Victoria Demurtas	Caroline Karlsen		2008	F	2007	F	30.0	32.0	41.0	(44.0)	15.0	30.0	23.0	32.0	34.0		281.0	237.0
40	T0265	T0266	N	 HKG	3055	1-Gold	M	Cameron Law	Raphael Mak		2007	M	2009	M	30.0	27.0	40.0	(45.0)	39.0	42.0	11.0	25.0	31.0		290.0	245.0
41	T0131	T0132	Y	 FRA	3339	1-Gold	F	Victoire Papin	Tsippora Jouan		2008	F	2008	F	19.0	37.0	31.0	24.0	33.0	(43.0)	38.0	22.0	41.0		288.0	245.0
42	T0113	T0114	Y	 FRA	2901	1-Gold	M	Hugo Madec	Guirec Gendrot	U17	2009	M	2009	M	25.0	(45.0)	34.0	36.0	43.0	40.0	36.0	12.0	20.0		291.0	246.0
43	T0033	T0034	N	 BRA	3247	1-Gold	M	Zion Brandão Da Cunha Faria	João Joppert		2009	M	2008	M	28.0	26.0	36.0	34.0	32.0 RDG1-4	22.0	(45.0)	35.0	39.0		297.0	252.0
44	T0027	T0028	Y	 AUT	3309	1-Gold	M	Moritz Schauer	Felix Schauer		2009	M	2007	M	23.0	29.0	39.0	42.0	25.0	(45.0)	32.0	44.0	45.0		324.0	279.0
45	T0425	T0426	Y	 POL	3092	1-Gold	M	Aleksander Szczepara	Jakub Kuras		2009	M	2007	M	27.0	42.0	(44.0)	32.0	41.0	41.0	44.0	41.0	28.0		340.0	296.0

2-Silver Fleet

Sailed: 8, Discards: 1, To count: 7, Entries: 42, Scoring system: Appendix A



























Rank	TallyH	TallyC	Euro	Nat	SailNo	Fleet	Boat	HelmName	CrewName	Division	HelmYr	Helm Gender	CrewYr	Crew Gender	Carried Fwd	F1(R6)	F2(R7)	F3(R8)	F4(R9)	F5(R10)	F6(R11)	F7(R12)	F8(R13)	Penalties	Total	Nett
46	T0189	T0190	Y		3492	2-Silver	M	Jac Bailey	Ben Sinfield		2008	M	2008	M	34.0	2.0	1.0	6.0	1.0	17.0	1.0	3.0	(24.0)		89.0	65.0
47	T0001	T0002	N		10	2-Silver	M	Lucas Patrick	Joel Beashel		2009	M	2008	M	38.0	(16.0)	5.0	8.0	4.0	4.0	10.0	4.0	1.0		90.0	74.0
48	T0357	T0358	Y		22	2-Silver	M	Folkert Van Surksun	Lars Ganzevles		2007	M	2007	M	38.0	1.0	6.0	2.0	2.0	8.0	9.0	12.0	(28.0)		106.0	78.0
49	T0391	T0392	N		3021	2-Silver	M	Hugo Smith	Louis Quéré	U17	2009	M	2009	M	42.0	3.0	11.0	(30.0)	6.0	1.0	3.0	2.0	15.0		113.0	83.0
50	T0507	T0508	N		3378	2-Silver	M	Wyldey Smith	Wyatt Lipp		2008	M	2010	M	35.0	(27.0)	2.0	24.0	5.0	5.0	2.0	6.0	13.0		119.0	92.0
51	T0355	T0356	Y		3484	2-Silver	mixed	Emilia Salvatore	Pietro Zandri		2008	F	2007	M	42.0	10.0	19.0	18.0	7.0	6.0	(32.0)	1.0	3.0		138.0	106.0
52	T0225	T0226	Y		3284	2-Silver	mixed	Mathilda Schäfer	Henrik Schomburg		2006	F	2007	M	48.0	8.0	12.0	17.0	10.0	3.0	12.0	(24.0)	4.0		138.0	114.0
53	T0173	T0174	Y		3224	2-Silver	M	Dylan Creighton	Tristan Alheid		2008	M	2006	M	45.0	4.0	18.0	1.0	14.0	2.0	15.0	16.0	(27.0)		142.0	115.0
54	T0229	T0230	Y		3299	2-Silver	mixed	Emilia Ewald	Louis Kowalski		2007	F	2007	M	35.0	7.0	(30.0)	19.0	19.0	10.0	7.0	5.0	19.0		151.0	121.0
55	T0387	T0388	N		2687	2-Silver	M	Peer Kruse	Leo Brown		2007	M	2008	M	38.0	(25.0)	20.0	5.0	11.0	21.0	5.0	13.0	9.0		147.0	122.0
56	T0361	T0362	Y		2617	2-Silver	M	Jeroen Dieperink	Pelle Reijers	O18	2006	M	2006	M	49.0	5.0	15.0	3.0	17.0	(34.0)	11.0	7.0	29.0		170.0	136.0
57	T0353	T0354	Y		3483	2-Silver	F	Bianca Marchesini	Lucia Finato	U17	2010	F	2009	F	44.0	6.0	3.0	12.0	20.0	20.0	22.0	9.0	(36.0)		172.0	136.0
58	T0127	T0128	Y		3179	2-Silver	M	Marin Rossignol	Lohan Dolibeau	U17	2009	M	2009	M	44.0	14.0	14.0	20.0	(35.0)	15.0	26.0	8.0	2.0	3.0	181.0	146.0
59	T0341	T0342	Y		3340	2-Silver	F	Elena Gonnella	Lisa Iacomelli		2010	F	2008	F	42.0	33.0	10.0	13.0	8.0	7.0	4.0	26.0	(43.0 UFD)	3.0	189.0	146.0
60	T0139	T0140	Y		3477	2-Silver	M	Ernest Lacroix	Giovanni Santi		2009	M	2005	M	51.0	17.0	8.0	9.0	3.0	9.0	31.0	(42.0)	30.0		200.0	158.0
61	T0097	T0098	Y		2912	2-Silver	M	Jaime Lang-Lenton Socorro	Salvador Giles Morell		2008	M	2008	M	33.0	12.0	(42.0)	14.0	23.0	39.0	20.0	14.0	8.0		205.0	163.0
62	T0343	T0344	Y		3341	2-Silver	M	Christian Scudeleri	Ludovico Beretta	U17	2009	M	2010	M	46.0	36.0	9.0	4.0	9.0	(37.0)	34.0	11.0	16.0		202.0	165.0
63	T0351	T0352	Y		3481	2-Silver	mixed	Emma Alice De Bernardi	Pietro Cunegatti		2007	F	2007	M	43.0	23.0	26.0	10.0	(28.0)	14.0	13.0	15.0	22.0		194.0	166.0
64	T0235	T0236	Y		2324	2-Silver	M	Moritz Mehlmann	Noah Mink		2009	M	2008	M	32.0	15.0	(28.0)	22.0	16.0	22.0	27.0	21.0	25.0		208.0	180.0
65	T0185	T0186	Y		3426	2-Silver	F	Freya Hutchinson	Joanna Macalister	U17	2009	F	2009	F	48.0	21.0	(29.0)	11.0	12.0	28.0	18.0	18.0	26.0		211.0	182.0
66	T0177	T0178	Y		3395	2-Silver	F	Lila Edwards	Amelie Hiscocks		2009	F	2007	F	53.0	(41.0)	38.0	7.0	29.0	26.0	6.0	22.0	7.0		229.0	188.0
67	T0419	T0420	Y		2965	2-Silver	mixed	Lila Sochaj	Tymon Sochaj		2007	F	2007	M	37.0	35.0	(36.0)	16.0	32.0	30.0	29.0	10.0	5.0		230.0	194.0
68	T0089	T0090	Y		3465	2-Silver	F	Liva Beck	Anna Jakobsen		2008	F	2007	F	45.0	9.0	25.0	27.0	18.0	24.0	24.0	23.0	(33.0)		228.0	195.0
69	T0313	T0314	Y		3073	2-Silver	F	Margherita Martarelli	Camilla Ceruti		2008	F	2008	F	50.0	34.0	16.0	25.0	33.0	(40.0)	8.0	17.0	12.0	6.0	241.0	201.0
70	T0261	T0262	N		3054	2-Silver	M	Ethan Kiu	Louis Polson	U17	2011	M	2011	M	54.0	26.0	24.0	(37.0)	25.0	19.0	19.0	25.0	10.0		239.0	202.0
71	T0333	T0334	Y		3267	2-Silver	M	Rodolfo Compagnoni	Nicolò Cariolaro	U17	2009	M	2009	M	44.0	20.0	7.0	34.0	13.0	23.0	(38.0)	32.0	31.0		242.0	204.0



Rank	TallyH	TallyC	Euro	Nat	SailNo	Fleet	Boat	HelmName	CrewName	Division	HelmYr	Helm Gender	CrewYr	Crew Gender	Carried Fwd	F1(R6)	F2(R7)	F3(R8)	F4(R9)	F5(R10)	F6(R11)	F7(R12)	F8(R13)	Penalties	Total	Nett
72	T0163	T0164	Y		2924	2-Silver	mixed	Eliana Edwards	Edward Ocallaghan		2010	F	2006	M	49.0	24.0	(37.0)	36.0	22.0	12.0	16.0	28.0	18.0		242.0	205.0
73	T0011	T0012	N		3187	2-Silver	M	Christian Spencer	Sebastian Spencer		2007	M	2005	M	51.0	(38.0)	4.0	32.0	36.0	18.0	28.0	31.0	6.0		244.0	206.0
74	T0095	T0096	Y		1773	2-Silver	M	Francisco Truyols Tur	Ignacio Martín García-Marcos	U17	2009	M	2009	M	37.0	13.0	23.0	41.0	24.0	(42.0)	23.0	36.0	11.0		250.0	208.0
75	T0035	T0036	N		3548	2-Silver	mixed	Manoela Pereira Da Cunha	Mateus Koch		2003	F	2008	M	52.0	19.0	(40.0)	15.0	15.0	27.0	40.0	27.0	20.0		255.0	215.0
76	T0295	T0296	Y		2631	2-Silver	mixed	Teresa Acuto	Giulio Pelizzari		2008	F	2007	M	43.0	30.0	13.0	23.0	26.0	32.0	17.0	30.0	(34.0)	3.0	251.0	217.0
77	T0491	T0492	Y		2953	2-Silver	M	Victor Isdahl	Hugo Sköld Orr	O18	2006	M	2005	M	38.0	11.0	27.0	26.0	27.0	35.0	21.0	35.0	(43.0 DNC)		263.0	220.0
78	T0157	T0158	Y		2900	2-Silver	mixed	Allegra Massey	Jake Rawes	O18	2006	F	2006	M	43.0	(39.0)	35.0	33.0	30.0	25.0	14.0	38.0	14.0		271.0	232.0
79	T0137	T0138	Y		3476	2-Silver	M	Louis Jallabert	Louis Cottin	U17	2009	M	2011	M	41.0	29.0	(39.0)	21.0	39.0	16.0	35.0	37.0	23.0		280.0	241.0
80	T0427	T0428	Y		25	2-Silver	mixed	Julia Nagórska	Mateusz Gasiorowski		2010	F	2007	M	39.0	22.0	17.0	(43.0 UFD)	34.0	33.0	41.0	20.0	35.0		284.0	241.0
81	T0275	T0276	Y		2757	2-Silver	M	Ágoston Náray	Domonkos Bárány		2004	M	2007	M	52.0	37.0	22.0	31.0	(41.0)	29.0	25.0	29.0	17.0		283.0	242.0
82	T0363	T0364	Y		2897	2-Silver	F	Carlijn Winkelman	Djamilla Troelstra		2007	F	2006	F	39.0	40.0	(41.0)	28.0	40.0	31.0	30.0	19.0	21.0		289.0	248.0
83	T0175	T0176	Y		3260	2-Silver	M	Dirk Rogers	Will Mcewen	U17	2009	M	2009	M	47.0	18.0	31.0	29.0	37.0	13.0	39.0	(40.0)	37.0		291.0	251.0
84	T0191	T0192	Y		3507	2-Silver	M	Louis Hiscocks	Jack Solly		2010	M	2008	M	53.0	32.0	33.0	(40.0)	21.0	11.0	36.0	34.0	32.0		292.0	252.0
85	T0123	T0124	Y		3126	2-Silver	M	Charles Trolard	Louis Davignon		2008	M	2007	M	51.0	28.0	21.0	35.0	31.0	36.0	37.0	(39.0)	39.0	3.0	320.0	281.0
86	T0233	T0234	Y		3356	2-Silver	F	Mimi Schwarz	Toni Schwarz	U17	2009	F	2009	F	47.0	(42.0)	34.0	38.0	42.0	38.0	33.0	33.0	38.0		345.0	303.0
87	T0347	T0348	Y		3346	2-Silver	M	Giulio Mattanini	Francesco Naccari Carlizzi	U17	2009	M	2009	M	45.0	31.0	32.0	39.0	38.0	41.0	42.0	41.0	(43.0 UFD)		352.0	309.0

3-Bronze Fleet

Sailed: 9, Discards: 1, To count: 8, Entries: 41, Scoring system: Appendix A
















Rank	TallyH	TallyC	Euro	Nat	SailNo	Fleet	Boat	HelmName	CrewName	Division	HelmYr	Helm Gender	CrewYr	Crew Gender	Carried Fwd	F1(R6)	F2(R7)	F3(R8)	F4(R9)	F5(R10)	F6(R11)	F7(R12)	F8(R13)	F9(R14)	Penalties	Total	Nett
88	T0493	T0085	Y		3008	3-Bronze	mixed	Esther Lagerstrand	Melker Bondjers		2005	F	2007	M	62.0	5.3 RDG1-5	2.0	8.0	5.0	6.0	8.0	(14.0)	3.0	2.0		115.3	101.3
89	T0013	T0014	N		3191	3-Bronze	M	Hugo Stoner	Zann Scrimgeour		2000	M	2008	M	66.0	(42.0 DNF)	4.0	1.0	3.0	8.0	1.0	5.0	12.0	3.0		145.0	103.0
90	T0017	T0018	N		3282	3-Bronze	mixed	Mia Austin	Max Nearn		2009	F	2008	M	62.0	16.0	3.0	2.0	2.0	4.0	17.0	11.0	5.0	(32.0)		154.0	122.0
91	T0057	T0058	Y		3087	3-Bronze	mixed	Karolína Lojková	Petr Pelnár		2008	F	2008	M	54.9	3.0	10.0	9.0	8.0	17.0	4.0	12.0	7.0	(19.0)		143.9	124.9
92	T0371	T0372	Y		3253	3-Bronze	M	Beerdluuk Spijkervet	Thomas Reyers		2009	M	2008	M	67.0	5.0	1.0	22.6 PRP	7.0	1.0	3.0	9.0	(36.0)	16.0		167.6	131.6
93	T0207	T0208	Y		2955	3-Bronze	M	Maximilian Von Geyr	Jonathan Jaksjø		2008	M	2007	M	54.0	23.0	17.0	5.0	4.0	9.0	12.0	1.0	(33.0)	8.0		166.0	133.0
94	T0393	T0394	N		3051	3-Bronze	M	Blake Batten	Merrick Sanderson	U17	2010	M	2009	M	64.0	(42.0 DNF)	12.0	4.0	1.0	2.0	2.0	2.0	41.0	13.0		183.0	141.0



























Rank	TallyH	TallyC	Euro	Nat	SailNo	Fleet	Boat	HelmName	CrewName	Division	HelmYr	Helm Gender	CrewYr	Crew Gender	Carried Fwd	F1(R6)	F2(R7)	F3(R8)	F4(R9)	F5(R10)	F6(R11)	F7(R12)	F8(R13)	F9(R14)	Penalties	Total	Nett	
95	T0153	T0154	Y	 GBR	2788	3- Bronze	M	Andrew Perratt	Ben Bradley		2009	M	2003	M	62.0	18.0	6.0	3.0	(28.0)	3.0	19.0	20.0	20.0	1.0		180.0	152.0	
96	T0435	T0436	Y	 POL	3409	3- Bronze	M	Maurycy Kosmowski	Jan Marjanski	U17	2009	F	2009	F	59.0	8.0	9.0	(22.0)	12.0	14.0	11.0	17.0	8.0	15.0		175.0	153.0	
97	T0339	T0340	Y	 ITA	3325	3- Bronze	F	Nina Ivaldi	Giada Babini	O18	2006	F	2006	F	73.0	6.0	11.0	14.0	17.0	16.0	6.0	15.0	(35.0)	6.0		199.0	164.0	
98	T0149	T0150	Y	 GBR	2477	3- Bronze	mixed	Laura Elms	Thomas Armstrong	O18	2006	F	2005	M	65.0	12.0	14.3 RDG1-5	14.3 RDG1-5	19.0	12.0	(24.0)	6.0	10.0	12.0		188.6	164.6	
99	T0429	T0430	Y	 POL	3239	3- Bronze	M	Jan Mucharski	Krzysztof Olowiak		2009	M	2008	M	64.0	(42.0 DNF)	5.0	6.0	10.0	7.0	23.0	13.0	22.0	9.0	6.0	207.0	165.0	
100	T0305	T0306	Y	 ITA	2910	3- Bronze	mixed	Martina Mazzeo	Davide Gisel		2008	F	2007	M	64.0	28.0	21.0	33.0	9.0	5.0	18.0	4.0	(40.0)	4.0		226.0	186.0	
101	T0389	T0390	N	 NZL	2777	3- Bronze	F	Bella Jenkins	Jess Handley		2009	F	2008	F	65.0	2.0	18.0	18.0	21.0	11.0	10.0	(39.0)	17.0	25.0		226.0	187.0	
102	T0415	T0519	Y	 POL	2795	3- Bronze	mixed	Natasza Micewicz	Antek Reszka	U17	2009	F	2009	M	63.0	14.0	8.0	17.0	6.0	22.0	16.0	(31.0)	23.0	18.0	3.0	221.0	190.0	
103	T0093	T0094	Y	 DEN	3396	3- Bronze	mixed	Anne Olesen	Adam Walloe		2006	F	2008	M	62.0	11.0	13.0	13.0	11.0	15.0	15.0	(42.0 UFD)	26.0	28.0		236.0	194.0	
104	T0461	T0462	Y	 SUI	3096	3- Bronze	M	Daniel Cook	Théodore Denjoy		2008	M	2008	M	61.0	24.0	7.0	(42.0 UFD)	16.0	20.0	5.0	10.0	30.0	31.0		246.0	204.0	
105	T0075	T0076	Y	 DEN	2926	3- Bronze	F	Bjorg Havemann	Sofie Krüger Andersen		2007	F	2008	F	70.0	13.0	19.0	16.0	33.0	(35.0)	27.0	3.0	18.0	14.0		248.0	213.0	
106	T0059	T0060	Y	 CZE	3089	3- Bronze	mixed	Adam Winkler	Anna Kostalova		2007	M	2006	F	66.0	10.0	27.0	15.0	(31.0)	25.0	21.0	21.0	14.0	17.0		247.0	216.0	
107	T0055	T0056	Y	 CZE	3086	3- Bronze	mixed	Lara Nemcová	Kristian Bezusek	U17	2010	F	2009	M	55.0	24.8 RDG1-5	(35.0)	27.0	18.0	19.0	22.0	27.0	25.0	7.0		259.8	224.8	
108	T0109	T0110	Y	 FRA	2417	3- Bronze	M	Nino Corti	Mathurin Augu	U17	2010	M	2010	M	68.0	22.0	26.0	23.0	23.0	13.0	25.0	(34.0)	9.0	23.0		266.0	232.0	
109	T0003	T0004	N	 AUS	2247	3- Bronze	F	Alice Travlos	Klara Travlos		2008	F	2009	F	67.0	1.0	33.0	24.0	24.0	36.0	13.0	16.0	(37.0)	21.0		272.0	235.0	
110	T0029	T0030	Y	 AUT	3433	3- Bronze	mixed	Louisa Saletu	Maximillian Figo		2009	F	2008	M	71.0	27.0	22.0	12.0	30.0	18.0	20.0	7.0	31.0	(36.0)		274.0	238.0	
111	T0477	T0478	Y	 SUI	3327	3- Bronze	mixed	Ella Dürr	Yonatan Geller		2009	F	2007	M	57.0	21.0	20.0	34.0	15.0	29.0	14.0	28.0	(38.0)	20.0		276.0	238.0	
112	T0181	T0182	Y	 GBR	3404	3- Bronze	F	Charlotte White	Izzy Johnson		2008	F	2008	F	66.0	17.0	23.0	19.0	(42.0 UFD)	23.0	26.0	25.0	19.0	22.0		282.0	240.0	
113	T0373	T0374	Y	 NED	3317	3- Bronze	F	Jules Burnaby Lautier	Feline Vreeburg		2007	F	2008	F	56.0	7.0	15.0	29.0	34.0	27.0	(41.0)	38.0	4.0	40.0		291.0	250.0	
114	T0117	T0118	Y	 FRA	126	3- Bronze	M	Kerfourn Hippolyte	Merlin Kerfourn	U17	2009	M	2009	M	54.0	15.0	28.0	(42.0 DSQ)	25.0	28.0	31.0	30.0	1.0	34.0	6.0	294.0	252.0	
115	T0061	T0062	Y	 CZE	2282	3- Bronze	mixed	Valika Kocanová	Vojtech Cibulka		2007	F	2005	M	62.0	25.0	34.0	(42.0 DSQ)	14.0	10.0	30.0	36.0	39.0	10.0		302.0	260.0	
116	T0103	T0104	Y	 FIN	3447	3- Bronze	F	Maisa Kauppi	Alisa Kylävaainio	U17	2009	F	2010	F	74.0	30.8 RDG1-5	(42.0 DSQ)	28.0	32.0	21.0	9.0	42.0 UFD	13.0	11.0		302.8	260.8	
117	T0439	T0440	N	 RSA	1794	3- Bronze	mixed	Scarlet Celliers	James Rae		2009	F	2008	M	66.0	19.8 RDG1-5	14.0	7.0	27.0	31.0	36.0	(37.0)	34.0	27.0		298.8	261.8	
118	T0365	T0366	Y	 NED	3107	3- Bronze	M	Doeke Van Surksom	Bjorn Tollenaar	U17	2009	M	2009	M	62.0	(42.0 DNF)	39.0	20.0	22.0	26.0	28.0	18.0	24.0	26.0		307.0	265.0	
119	T0045	T0046	Y	 CZE	2254	3- Bronze	F	Zuzana Cintlová	Ema Drahorádová	U17	2010	F	2010	F	65.0	(42.0 DNF)	30.0	11.0	26.0	38.0	34.0	23.0	6.0	38.0		313.0	271.0	
120	T0221	T0513	Y	 GER	3243	3- Bronze	M	Nick Plinke	Tassilo Höfer		2007	M	2006	M	70.0	19.0	(42.0 DNC)	42.0 DNC	42.0 DNC	42.0 DNC	42.0 DNC	7.0	19.0	28.0	5.0		316.0	274.0

Rank	TallyH	TallyC	Euro	Nat	SailNo	Fleet	Boat	HelmName	CrewName	Division	HelmYr	Helm Gender	CrewYr	Crew Gender	Carried Fwd	F1(R6)	F2(R7)	F3(R8)	F4(R9)	F5(R10)	F6(R11)	F7(R12)	F8(R13)	F9(R14)	Penalties	Total	Nett
121	T0463	T0464	Y	 SUI	3122	3-Bronze	M	Jan Lopienski	Sebastien Perrotet		2008	M	2008	M	63.0	31.0	29.0	(42.0 UFD)	13.0	40.0	37.0	33.0	2.0	35.0		325.0	283.0
122	T0111	T0112	Y	 FRA	2637	3-Bronze	F	Lise Hedouin	Ninin Le Goff Vedrenne	U17	2009	F	2009	F	70.0	(42.0 DNF)	24.0	32.0	35.0	37.0	33.0	8.0	16.0	29.0		326.0	284.0
123	T0007	T0008	N	 AUS	2689	3-Bronze	F	Ona Rafart	Lia Rafart		2005	F	2008	F	73.0	9.0	31.0	26.0	29.0	34.0	38.0	24.0	21.0	(41.0)		326.0	285.0
124	T0099	T0100	Y	 ESP	3106	3-Bronze	F	Ines Martin-Urda	Natalia Mendez		2008	M	2008	M	74.0	30.0	38.0	30.0	20.0	24.0	29.0	35.0	11.0	(39.0)		330.0	291.0
125	T0037	T0038	N	 CAN	2598	3-Bronze	F	Alexis Kuo	Ayden Kuo		2006	F	2008	F	72.0	29.0	32.0	21.0	37.0	32.0	(40.0)	26.0	15.0	30.0		334.0	294.0
126	T0023	T0024	Y	 AUT	3165	3-Bronze	F	Antonia Senger-Weiss	Charlotte Senger-Weiss	U17	2009	F	2009	F	67.0	20.0	36.0	25.0	36.0	33.0	(39.0)	29.0	29.0	24.0		338.0	299.0
127	T0431	T0432	Y	 POL	3237	3-Bronze	F	Blanka Sójkowska	Agata Koropeccka	U17	2009	F	2009	F	75.0	4.0	37.0	31.0	(42.0 UFD)	39.0	32.0	22.0	27.0	33.0		342.0	300.0
128	T0303	T0304	Y	 ITA	2835	3-Bronze	M	Luca Scopsi	Jacopo Gasparotti		2008	M	2008	M	72.0	26.0	16.0	(42.0 DNC)	38.0	30.0	35.0	32.0	32.0	37.0		360.0	318.0

4-Emerald Fleet


























Sailed: 8, Discards: 1, To count: 7, Entries: 41, Scoring system: Appendix A

















Rank	TallyH	TallyC	Euro	Nat	SailNo	Fleet	Boat	HelmName	CrewName	Division	HelmYr	Helm Gender	CrewYr	Crew Gender	Carried Fwd	F1(R6)	F2(R7)	F3(R8)	F4(R9)	F5(R10)	F6(R11)	F7(R12)	F8(R13)	Penalties	Total	Nett
129	T0215	T0216	Y	 GER	3177	4-Emerald	M	Tim Engstler	Augustin Mayer		2009	M	2008	M	79.0	2.0	1.0	2.0	3.0	2.0	4.0	23.0	(31.0)		147.0	116.0
130	T0009	T0010	N	 AUS	3084	4-Emerald	M	Kai Lawson	Andy Allt-Graham	U17	2009	M	2009	M	89.0	8.0	4.0	7.0	5.0	5.0	(11.0)	4.0	1.0		134.0	123.0
131	T0395	T0396	N	 NZL	3371	4-Emerald	M	Zenon Nicholas	Luc Gladwell		2010	M	2004	M	82.0	1.0	2.0	1.0	1.0	1.0	(42.0 UFD)	18.0	18.0		166.0	124.0
132	T0317	T0318	Y	 ITA	3127	4-Emerald	F	Sofia Bommartini	Elisabetta Cappato		2009	F	2008	F	83.0	4.0	5.0	17.0	8.0	6.0	17.0	(20.0)	6.0		166.0	146.0
133	T0067	T0068	Y	 DEN	2734	4-Emerald	M	William Bak	Magnus Kristensen		2008	M	2009	M	76.0	9.0	6.0	(42.0 DNC)	42.0 DNC	10.0	3.0	5.0	3.0		196.0	154.0
134	T0077	T0078	Y	 DEN	2973	4-Emerald	F	Ida Olesen	Marie Olesen	U17	2009	F	2011	F	88.0	6.0	16.0	4.0	23.0	(27.0)	2.0	12.0	8.0		186.0	159.0
135	T0243	T0244	Y	 GER	3435	4-Emerald	F	Mailin Hegge	Matilda Schneider		2008	F	2008	F	82.0	10.0	11.0	8.0	10.0	17.0	7.0	(35.0)	15.0		195.0	160.0
136	T0179	T0180	Y	 GBR	3403	4-Emerald	M	Monty Ross	Kai Miller		2009	M	2007	M	80.0	(42.0 UFD)	3.0	5.0	9.0	28.0	8.0	29.0	2.0	6.0	212.0	170.0
137	T0005	T0006	N	 AUS	2498	4-Emerald	mixed	Lucy Ferguson	Charlie Snell		2007	F	2006	M	76.0	29.0	19.0	14.0	4.0	9.0	13.0	(42.0 UFD)	7.0		213.0	171.0
138	T0245	T0246	Y	 GER	3442	4-Emerald	mixed	Amelia Kutz	Bz Coleman-Goldkrand	U17	2010	M	2009	M	87.0	13.0	7.0	(37.0)	12.0	4.0	12.0	7.0	35.0		214.0	177.0
139	T0441	T0442	N	 RSA	2893	4-Emerald	M	Malcolm Hall	Dylan Hall		1972	M	2008	M	82.0	5.0	24.0	(34.0)	7.0	14.0	25.0	9.0	16.0		216.0	182.0
140	T0211	T0212	Y	 GER	3110	4-Emerald	M	Maximilian Reinthaler	Nicolas Otto		2008	M	2009	M	84.0	(42.0 DNC)	42.0 DNC	3.0	2.0	18.0	9.0	13.0	12.0		225.0	183.0
141	T0516	T0515	Y	 GER	3155	4-Emerald	M	Finn Frenzel	Neo Ruthel		2009	M	2008	M	79.0	16.0	13.0	9.0	26.0	(30.0)	15.0	17.0	9.0		214.0	184.0
142	T0327	T0328	Y	 ITA	3235	4-Emerald	mixed	Anna Cecchetto	Francesco Sbrighi		2008	F	2007	M	86.0	20.0	21.0	20.0	20.0	3.0	(26.0)	6.0	14.0		216.0	190.0
143	T0457	T0458	Y	 SUI	3062	4-Emerald	mixed	Emily Cook	Robin Imbert		2008	F	2006	M	96.0	11.0	8.0	10.0	21.0	8.0	22.0	16.0	(25.0)		217.0	192.0

Rank	TallyH	TallyC	Euro	Nat	SailNo	Fleet	Boat	HelmName	CrewName	Division	HelmYr	Helm Gender	CrewYr	Crew Gender	Carried Fwd	F1(R6)	F2(R7)	F3(R8)	F4(R9)	F5(R10)	F6(R11)	F7(R12)	F8(R13)	Penalties	Total	Nett	
144	T0269	T0270	N		3405	4-Emerald	M	Nicholas Hon	Kaden Chan	U17	2010	M	2010	M	87.0	12.0	(29.0)	18.0	25.0	21.0	16.0	11.0	4.0		223.0	194.0	
145	T0086	T0200	Y		2535	4-Emerald	M	Tin Behrendt	Emil Höpfner	U17	2010	M	2010	M	78.0	26.0	17.0	15.0	11.0	26.0	5.0	(31.0)	21.0		230.0	199.0	
146	T0073	T0074	Y		2922	4-Emerald	M	Marius Lindekilde	Samuel Jeppesen		2007	M	2007	M	75.0	(42.0 DNC)	15.0	6.0	6.0	33.0	18.0	27.0	19.0		241.0	199.0	
147	T0239	T0240	Y		3420	4-Emerald	M	Pius Horber	Cassian Boetsch	U17	2009	M	2011	M	83.0	17.0	10.0	16.0	(29.0)	15.0	27.0	15.0	20.0		232.0	203.0	
148	T0201	T0202	Y		2540	4-Emerald	M	Leonard Höffer	Sydney-Kanoa Kampa	U17	2009	M	2010	M	88.0	7.0	9.0	11.0	13.0	12.0	35.0	33.0	(37.0)		245.0	208.0	
149	T0417	T0418	Y		2963	4-Emerald	M	Tomasz Zawadka	Gabriel Kowalik	U17	2009	M	2009	M	83.0	21.0	14.0	22.0	24.0	20.0	28.0	(32.0)	5.0		249.0	217.0	
150	T0247	T0248	Y		3450	4-Emerald	F	Julia Ewald	Sophia Westermeier		2009	F	2008	F	75.0	19.0	26.0	19.0	22.0	24.0	(42.0 UFD)	8.0	24.0		259.0	217.0	
151	T0015	T0016	N		3215	4-Emerald	M	Chuck Mckechnie	Josh Duncan-Andrews		2006	M	2008	M	82.0	14.0	(32.0)	21.0	19.0	32.0	10.0	30.0	13.0		253.0	221.0	
152	T0171	T0172	Y		3081	4-Emerald	M	Joe Armstrong Rowland	Sam Armstrong Rowland		2008	M	2010	M	81.0	31.0	12.0	12.0	34.0	7.0	(42.0 UFD)	19.0	29.0		267.0	225.0	
153	T0267	T0268	N		3381	4-Emerald	F	Sienne Thiry	Tomoe Thiry		2010	F	2008	F	95.0	24.0	22.0	24.0	30.0	(31.0)	20.0	1.0	10.0		257.0	226.0	
154	T0087	T0088	Y		3333	4-Emerald	F	Sille Pedersen	Asta Dolleris		2007	F	2009	F	100.0	22.0	23.0	(35.0)	31.0	22.0	6.0	3.0	33.0		275.0	240.0	
155	T0433	T0434	Y		3320	4-Emerald	M	Pascal Kuzmicki	Jedrzej Grabysa		2010	M	2007	M	86.0	34.0	20.0	28.0	17.0	11.0	14.0	(37.0)	30.0		277.0	240.0	
156	T0101	T0102	Y		2537	4-Emerald	F	Helmi Vauhkonen	Silja Laukkanen		2007	F	2008	F	88.0	3.0	25.0	(42.0 DNC)	42.0 DNC	42.0 DNC	1.0	26.0	17.0		286.0	244.0	
157	T0147	T0148	Y		2230	4-Emerald	mixed	Kirsty Scott	Benjamin Ripley		2007	F	2006	M	79.0	28.0	27.0	33.0	14.0	23.0	21.0	(42.0 DNC)	22.0		289.0	247.0	
158	T0381	T0382	Y		3211	4-Emerald	M	Erwin August Wang-Reissig	Lars Thorstensen	U17	2010	F	2010	F	101.0	15.0	28.0	(32.0)	27.0	13.0	19.0	25.0	23.0		283.0	251.0	
159	T0237	T0238	Y		3401	4-Emerald	F	Helene Ihrenberger	Liv Martin	U17	2010	F	2010	F	86.0	23.0	30.0	31.0	(35.0)	29.0	24.0	2.0	28.0		288.0	253.0	
160	T0397	T0398	N		3372	4-Emerald	F	Kate Rasmussen	Rose Dickey		2008	F	2007	F	87.0	35.0	18.0	29.0	15.0	16.0	33.0	(42.0 UFD)	27.0		302.0	260.0	
161	T0119	T0120	Y		3097	4-Emerald	F	Naomie Scourzic Deme	Awen Guttin		2009	F	2007	F	85.0	30.0	34.0	27.0	18.0	34.0	23.0	10.0	(39.0)		300.0	261.0	
162	T0079	T0080	Y		3174	4-Emerald	M	Anton Hastrup	Holger Junge	U17	2010	M	2010	M	80.0	32.0	(42.0 UFD)	13.0	16.0	36.0	34.0	14.0	42.0 DNC		309.0	267.0	
163	T0445	T0446	Y		3482	4-Emerald	mixed	Pier Maria Paparella	Ajda Gulic Bandelj	U17	2009	M	2011	F	83.0	18.0	42.0 DNE	23.0	(37.0)	25.0	30.0	36.0	11.0		305.0	268.0	
164	T0337	T0338	Y		3290	4-Emerald	M	Diego Brera	Gianmaria Facchini	U17	2010	M	2010	M	87.0	25.0	(42.0 UFD)	25.0	28.0	19.0	42.0 UFD	21.0	32.0		321.0	279.0	
165	T0307	T0308	Y		2934	4-Emerald	M	Guido Usardi	Lorenzo Gasparini		2008	M	2007	M	84.0	27.0	31.0	26.0	32.0	(35.0)	31.0	22.0	26.0		314.0	279.0	
166	T0253	T0254	N		3053	4-Emerald	F	Kristen Hwang	Mccarley Wong		2009	F	2008	F	88.0	36.0	33.0	30.0	33.0	(38.0)	29.0	28.0	34.0		349.0	311.0	
167	T0518	T0204	Y		2630	4-Emerald	F	Elly Von Gartzzen	Marlene Heyer		2008	F	2008	F	99.0	33.0	35.0	36.0	36.0	(37.0)	36.0	34.0	36.0		382.0	345.0	
168	T0151	T0152	Y		2539	4-Emerald	F	Polly Scott	Anna Elms		2009	F	2008	F	89.0	(42.0 DNC)	42.0 DNC	42.0 DNC	42.0 DNC	42.0 DNC	32.0	24.0	38.0		393.0	351.0	
169	T0069	T0070	Y		2793	4-Emerald	M	Magnus Johannes Lund	Mads Homilius Hansen		2008	M	2007	M	80.0	(42.0 DNS)	42.0 DNC	42.0 DNC	42.0 DNC	42.0 DNC	42.0 DNC	42.0 DNC	42.0 DNC	42.0 DNC		416.0	374.0

5-Purple Fleet





Sailed: 8, Discards: 1, To count: 7, Entries: 41, Scoring system: Appendix A




























Rank	TallyH	TallyC	Euro	Nat	SailNo	Fleet	Boat	HelmName	CrewName	Division	HelmYr	Helm Gender	CrewYr	Crew Gender	Carried Fwd	F1(R6)	F2(R7)	F3(R8)	F4(R9)	F5(R10)	F6(R11)	F7(R12)	F8(R13)	Penalties	Total	Nett
170	T0421	T0422	Y	 POL	2964	5-Purple	F	Julia Padzik	Zofia Glaza		2009	F	2008	F	103.0	16.0	16.0	11.0	1.0	4.0	7.0	(23.0)	3.0		184.0	161.0
171	T0319	T0320	Y	 ITA	3130	5-Purple	mixed	Emma Bert	Achille Angelini		2009	F	2008	M	103.0	20.0	1.0	15.0	11.0	1.0	11.0	(24.0)	6.0		192.0	168.0
172	T0083	T0084	Y	 DEN	3244	5-Purple	M	Silas Stahl	Simon Kam	U17	2010	F	2009	F	110.0	4.0	(28.0)	21.0	6.0	12.0	6.0	4.0	5.0		196.0	168.0
173	T0485	T0486	Y	 SVK	2110	5-Purple	M	Oliver Brestovský	Tomáš Babincák		2008	M	2008	M	105.0	11.0	4.0	1.0	10.0	(28.0)	19.0	2.0	18.0		198.0	170.0
174	T0155	T0156	Y	 GBR	2882	5-Purple	mixed	Amelia Kent	Alex Sydenham		2009	F	2008	M	108.0	(29.0)	18.0	2.0	2.0	13.0	5.0	19.0	13.0		209.0	180.0
175	T0165	T0166	Y	 GBR	2947	5-Purple	F	Hazel Jones	Holly Mitchell		2006	F	2007	F	114.0	8.0	11.0	12.0	(32.6 PRP)	10.0	10.0	9.0	16.0		222.6	190.0
176	T0459	T0460	Y	 SUI	3064	5-Purple	M	Tenma Rosti	Kairi Rosti		2009	M	2007	M	120.0	10.0	(38.0)	13.0	7.0	8.0	1.0	17.0	22.0		236.0	198.0
177	T0167	T0511	Y	 GBR	2966	5-Purple	F	Imogen Green	Jo Walker		2008	F	2008	F	109.0	6.0	8.0	10.0	(42.0 UFD)	31.0	3.0	10.0	21.0		240.0	198.0
178	T0451	T0452	Y	 SUI	2797	5-Purple	F	Lina Portner	Elsa Kowalewsky	U17	2009	F	2010	F	110.0	(22.0)	12.0	20.0	8.0	21.0	14.0	13.0	4.0		224.0	202.0
179	T0321	T0322	Y	 ITA	3163	5-Purple	M	Edoardo Toledo	Gianluca Mengozzi		2006	M	2010	M	107.0	5.0	14.0	(29.0)	24.0	20.0	13.0	11.0	10.0		233.0	204.0
180	T0329	T0330	Y	 ITA	3236	5-Purple	M	Pietro Murena	Giulio Marassi	U17	2010	M	2010	M	104.0	28.0	(37.0)	33.0	12.0	2.0	20.0	1.0	7.0		244.0	207.0
181	T0223	T0224	Y	 GER	3259	5-Purple	F	Jenny Soldatova	Zelda Spraul	U17	2009	F	2009	F	101.0	(32.0)	26.0	19.0	27.0	7.0	12.0	14.0	1.0		239.0	207.0
182	T0161	T0162	Y	 GBR	2905	5-Purple	M	Frederick Wood	Jim Bowes		2008	M	2008	M	109.0	19.0	17.0	5.0	5.0	11.0	(32.0)	20.0	26.0		244.0	212.0
183	T0082	T0456	Y	 SUI	2992	5-Purple	M	Simon Beguelin	Andreas Hofer		2009	F	2008	F	104.0	12.0	24.0	3.0	14.0	(30.0)	23.0	5.0	30.0		245.0	215.0
184	T0227	T0228	Y	 GER	3297	5-Purple	M	Leopold Sachs	Silas Pabst		2007	M	2011	M	117.0	(31.0)	10.0	4.0	18.0	24.0	8.0	15.0	14.0	6.0	247.0	216.0
185	T0283	T0284	Y	 ISR	3413	5-Purple	M	Segev Negri	Michael Markovsky	U17	2010	M	2009	M	109.0	14.0	9.0	16.0	23.0	14.0	22.0	(42.0 DNC)	12.0		261.0	219.0
186	T0301	T0302	Y	 ITA	3168	5-Purple	M	Matteo Franciosi	Edoardo Porchera		2008	M	2008	M	103.0	1.0	6.0	6.0	28.0	17.0	31.0	(42.0 DSQ)	28.0		262.0	220.0
187	T0405	T0406	Y	 POL	2359	5-Purple	mixed	Aniela Frackowiak	Tymon Szyk		2008	F	2009	M	120.0	26.0	2.0	9.0	16.0	3.0	16.0	28.0	(42.0 UFD)		262.0	220.0
188	T0263	T0264	N	 HKG	3289	5-Purple	M	Kyle Lee	Chris Hu		2008	M	2007	M	107.0	(34.0)	13.0	14.0	4.0	5.0	25.0	30.0	23.0	3.0	258.0	224.0
189	T0331	T0332	Y	 ITA	3262	5-Purple	F	Vittoria Zana	Anna Boifava		2008	M	2008	M	103.0	(37.0)	29.0	31.0	3.0	23.0	28.0	6.0	9.0		269.0	232.0
190	T0335	T0336	Y	 ITA	3270	5-Purple	M	Giacomo Arosio	Tito Arturo Scontrino	U17	2010	M	2009	M	123.0	2.0	25.0	(27.0)	19.0	9.0	26.0	21.0	2.0	6.0	260.0	233.0
191	T0487	T0488	Y	 SVK	2709	5-Purple	F	Zuzana Zimani	Tamara Brestovská	U17	2009	F	2010	F	109.0	27.0	(33.0)	25.0	17.0	22.0	2.0	27.0	8.0		270.0	237.0
192	T0299	T0300	Y	 ITA	2802	5-Purple	F	Giulia Venturelli Merulla	Caterina Franzini		2008	F	2007	F	109.0	18.0	7.0	(42.0 UFD)	15.0	19.0	15.0	12.0	42.0 UFD		279.0	237.0
193	T0021	T0022	Y	 AUT	2958	5-Purple	M	David Vogl	Jakob Miller	U17	2011	M	2010	M	116.0	(42.0 DNC)	31.0	23.0	9.0	42.0 DNC	4.0	3.0	11.0		281.0	239.0
194	T0453	T0454	Y	 SUI	2991	5-Purple	mixed	Matilda Hofer	Bulcsu Kiss		2011	M	2006	M	108.0	23.0	(42.0 UFD)	18.0	13.0	37.0	9.0	16.0	17.0		283.0	241.0

Rank	TallyH	TallyC	Euro	Nat	SailNo	Fleet	Boat	HelmName	CrewName	Division	HelmYr	Helm Gender	CrewYr	Crew Gender	Carried Fwd	F1(R6)	F2(R7)	F3(R8)	F4(R9)	F5(R10)	F6(R11)	F7(R12)	F8(R13)	Penalties	Total	Nett	
195	T0503	T0504	Y		3266	5-Purple	M	Sinan Çaçur	Demir Özel		2007	F	2010	F	124.0	9.0	21.0	19.6 PRP	25.0	(32.0)	29.0	7.0	15.0		281.6	249.6	
196	T0481	T0482	Y		3424	5-Purple	M	Lionel Schmid	Jan Brechühler		2009	F	2008	M	108.0	3.0	15.6 PRP	22.0	33.0	26.0	21.0	25.0	(42.0 UFD)		295.6	253.6	
197	T0483	T0081	Y		3427	5-Purple	mixed	Anna Deuring	Eskil Kaufmann		2009	F	2008	M	104.0	13.0	15.0	24.0	(34.0)	16.0	33.0	29.0	25.0		293.0	259.0	
198	T0049	T0050	Y		2278	5-Purple	mixed	Michal Sazama	Eliška Szazamová		2006	M	2007	F	104.0	15.0	20.0	17.0	21.0	15.0	37.0	37.0	(42.0 UFD)		308.0	266.0	
199	T0209	T0210	Y		3011	5-Purple	M	Ferdinand Sterr	Vincent Fries	U17	2009	M	2009	M	107.0	25.0	5.0	8.0	29.0	(42.0 UFD)	42.0 UFD	26.0	29.0	6.0	319.0	277.0	
200	T0041	T0042	Y		308	5-Purple	F	Monika Krenková	Kristýna Krenková		2007	F	2007	F	121.0	(33.0)	27.0	28.0	26.0	27.0	17.0	8.0	24.0		311.0	278.0	
201	T0359	T0360	Y		2214	5-Purple	mixed	Nienke Warmerdam	Niels Jakobsen		2003	F	2010	M	122.0	24.0	(36.0)	26.0	35.0	6.0	18.0	32.0	27.0		326.0	290.0	
202	T0241	T0512	Y		3434	5-Purple	M	Konstantin Kurzeja	Julius Loesti	U17	2011	M	2011	0	114.0	17.0	35.0	(42.0 DNC)	22.0	18.0	27.0	22.0	42.0 UFD		339.0	297.0	
203	T0025	T0026	Y		3261	5-Purple	M	Émile Soulier	Adrian Boller	U17	2009	M	2009	M	105.0	7.0	23.0	(42.0 UFD)	30.0	34.0	30.0	33.0	42.0 UFD		346.0	304.0	
204	T0145	T0146	Y		2225	5-Purple	M	Freddie Callaghan	Thomas Roy		2008	M	2007	M	101.0	36.0	22.0	30.0	36.0	25.0	24.0	35.0	(42.0 UFD)		351.0	309.0	
205	T0065	T0066	Y		1825	5-Purple	M	Anton Faaborg	Bjørn Kristensen	U17	2010	M	2011	M	120.0	30.0	30.0	32.0	(42.0 UFD)	36.0	38.0	18.0	20.0		366.0	324.0	
206	T0311	T0312	Y		2975	5-Purple	mixed	Eleonora Anta	Edoardo Casella		2007	F	2009	M	116.0	(38.0)	34.0	34.0	31.0	29.0	34.0	36.0	19.0	3.0	374.0	336.0	
207	T0039	T0040	N		3103	5-Purple	F	Sarah Kenny	Sky Hillel	U17	2009	F	2010	M	123.0	(35.0)	32.0	35.0	32.0	33.0	35.0	34.0	31.0		390.0	355.0	
208	T0197	T0198	Y		2518	5-Purple	mixed	Leo Hespe	Lola Lewis	U17	2010	M	2009	F	119.0	21.0	39.0	(42.0 DNC)	42.0 UFD	35.0	36.0	31.0	42.0 DNC		407.0	365.0	
209	T0423	T0424	Y		3091	5-Purple	F	Marta Wójciak	Ida Kocieda	U17	2009	F	2010	F	107.0	(42.0 DNC)	19.0	42.0 DNC	42.0 DNC	42.0 DNC	42.0 DNC	42.0 DNC	42.0 DNC	42.0 DNC		420.0	378.0
210	T0443	T0444	Y		3301	5-Purple	F	Lana Al-Dilaimi	Sara Ratoša Ratoša	U17	2009	F	2009	F	114.0	(42.0 DNC)	42.0 DNC	42.0 DNC	42.0 DNC	42.0 DNC	42.0 DNC	42.0 DNC	42.0 DNC	42.0 DNC		450.0	408.0

6-White Fleet

Sailed: 8, Discards: 1, To count: 7, Entries: 41, Scoring system: Appendix A

Rank	TallyH	TallyC	Euro	Nat	SailNo	Fleet	Boat	HelmName	CrewName	Division	HelmYr	Helm Gender	CrewYr	Crew Gender	Carried Fwd	F1(R6)	F2(R7)	F3(R8)	F4(R9)	F5(R10)	F6(R11)	F7(R12)	F8(R13)	Penalties	Total	Nett
211	T0183	T0184	Y		3408	6-White	M	Oli Chambers	Henry Wilkinson		2008	M	2008	M	132.0	16.0	5.0	2.0	6.0	9.0	7.0	1.0	(21.0)		199.0	178.0
212	T0051	T0052	Y		2286	6-White	M	Ondrej Šercl	Matyáš Rocek	U17	2009	M	2009	M	139.0	(17.0)	10.0	12.0	2.0	11.0	2.0	6.0	1.0		200.0	183.0
213	T0409	T0410	Y		2424	6-White	F	Weronika Grala	Hanna Smolinska	U17	2010	F	2010	F	135.0	6.0	2.0	24.0	7.0	1.0	(42.0 UFD)	3.0	7.0		227.0	185.0
214	T0475	T0476	Y		3305	6-White	M	Philip Rothacher	Urs Rothacher		2012	M	1970	F	128.0	10.0	1.0	11.0	4.0	2.0	22.0	11.0	(26.0)		215.0	189.0
215	T0053	T0054	Y		2940	6-White	mixed	Eliška Stiburková	Dominik Szmragowski		2005	F	2008	M	132.0	21.0	8.0	(42.0 BFD)	9.0	14.0	5.0	4.0	2.0		237.0	195.0
216	T0377	T0378	Y		2497	6-White	mixed	Sophie Myhre	Marcus Murstad Mordt	U17	2009	F	2009	M	139.0	2.0	(42.0 UFD)	6.0	3.0	5.0	9.0	25.0	18.0		249.0	207.0
217	T0169	T0170	Y		2982	6-White	mixed	Scarlett MacLennan	Joel Simpson	U17	2009	F	2009	M	131.0	7.0	17.0	4.0	10.0	18.0	8.0	15.0	(23.0)		233.0	210.0

Rank	TallyH	TallyC	Euro	Nat	SailNo	Fleet	Boat	HelmName	CrewName	Division	HelmYr	Helm Gender	CrewYr	Crew Gender	Carried Fwd	F1(R6)	F2(R7)	F3(R8)	F4(R9)	F5(R10)	F6(R11)	F7(R12)	F8(R13)	Penalties	Total	Nett
218	T0465	T0466	Y	 SUI	3124	6-White	mixed	Charlotte Mérieux	Robin Mérieux		2006	F	2008	M	129.0	4.0	18.0	14.0	8.0	17.0	11.0	(31.0)	12.0		244.0	213.0
219	T0495	T0496	Y	 SWE	3252	6-White	F	Klara Lånje	Freja Björling Duell		2007	M	2008	M	139.0	24.0	3.0	1.0	17.0	3.0	1.0	(42.0 UFD)	27.0		257.0	215.0
220	T0047	T0048	Y	 CZE	2277	6-White	F	Klára Beránková	Berta Rathousová	U17	2010	F	2009	F	135.0	(42.0 DNC)	13.0	20.0	23.0	8.0	6.0	14.0	9.0		270.0	228.0
221	T0255	T0256	N	 HKG	3355	6-White	F	Katie Lai	Bernice Pang	U17	2012	F	2009	F	136.0	28.0	19.0	31.0	5.0	(42.0 DNC)	3.0	12.0	4.0		280.0	238.0
222	T0379	T0380	Y	 NOR	2974	6-White	mixed	Vita Oehme	Casper Opstvedt	U17	2009	F	2010	M	131.0	(42.0 UFD)	11.0	17.0	1.0	6.0	27.0	42.0 UFD	8.0		285.0	243.0
223	T0281	T0282	Y	 IRL	3212	6-White	F	Louise Hanley	Hannah Walsh		2009	F	2008	F	135.0	11.0	(29.0)	23.0	20.0	7.0	13.0	23.0	14.0		275.0	246.0
224	T0315	T0316	Y	 ITA	3105	6-White	M	Bruno Iacomelli	Matteo Trotta	U17	2010	F	2011	F	143.0	13.0	7.0	25.0	25.0	24.0	(42.0 UFD)	16.0	5.0		300.0	258.0
225	T0293	T0294	Y	 ITA	2623	6-White	M	Gabriele Marinoni	Lorenzo Piccioni		2003	M	2009	M	139.0	9.0	9.0	13.0	(42.0 UFD)	10.0	42.0 UFD	26.0	15.0		305.0	263.0
226	T0325	T0326	Y	 ITA	3231	6-White	M	Roberto Piovoso	Leonardo Adami		2009	M	2008	M	127.0	12.0	12.0	21.0	32.0	16.0	(42.0 UFD)	2.0	42.0 UFD		306.0	264.0
227	T0501	T0502	Y	 TUR	3264	6-White	F	Ela Tirpanci	Bilge Ipekoglu		2008	M	2009	M	131.0	3.0	31.0	9.0	19.0	30.0	(42.0 UFD)	22.0	19.0		306.0	264.0
228	T0413	T0414	Y	 POL	2427	6-White	M	Plotr Zurek	Sebastian Wawrzyniak	U17	2010	M	2010	M	126.0	30.0	14.0	15.0	13.0	26.0	20.0	(42.0 UFD)	20.0		306.0	264.0
229	T0473	T0474	Y	 SUI	3275	6-White	F	Lotta Rohner	Lina Rohner		2011	F	2008	F	136.0	35.0	(42.0 UFD)	7.0	42.0 UFD	4.0	12.0	5.0	25.0		308.0	266.0
230	T0187	T0188	Y	 GBR	3474	6-White	F	Emilia Ripley	Thea Miller		2008	F	2008	F	148.0	15.0	20.0	18.0	(21.0)	13.0	17.0	19.0	17.0		288.0	267.0
231	T0217	T0218	Y	 GER	3181	6-White	F	Luise Beham	Theresa Beham	U17	2011	F	2009	F	148.0	5.0	(42.0 DNC)	8.0	22.0	23.0	15.0	10.0	37.0		310.0	268.0
232	T0285	T0286	Y	 ISR	3415	6-White	M	Ofek Reshef	Adam Farber	U17	2010	M	2010	M	142.0	14.0	6.0	5.0	31.0	21.0	(42.0 UFD)	29.0	22.0		312.0	270.0
233	T0043	T0044	Y	 CZE	1188	6-White	F	Vanda Navratilova	Dorota Droncovská	U17	2010	F	2011	F	143.0	31.0	4.0	16.0	30.0	15.0	4.0	(33.0)	31.0		307.0	274.0
234	T0071	T0072	Y	 DEN	2825	6-White	M	Frede Latif	Gustav Mortensen	U17	2010	M	2009	M	143.0	22.0	24.0	22.0	18.0	19.0	18.0	8.0	(35.0)		309.0	274.0
235	T0297	T0298	Y	 ITA	2727	6-White	M	Gianluca Pilia	Alessio Antonio Fadda	U17	2010	M	2010	M	133.0	34.0	26.0	(42.0 BFD)	11.0	42.0 DNC	24.0	13.0	13.0		338.0	296.0
236	T0031	T0032	Y	 BEL	2227	6-White	mixed	Lia-Gabriela Vandenberghe	Wietse Paesmans	U17	2009	F	2009	M	150.0	19.0	25.0	(42.0 BFD)	26.0	12.0	29.0	7.0	29.0		339.0	297.0
237	T0287	T0288	Y	 ITA	3293	6-White	mixed	Margherita Busato	Emanuele Pirola Graziano	U17	2009	F	2010	M	148.0	1.0	22.0	10.0	34.0	33.0	21.0	(42.0 UFD)	34.0		345.0	303.0
238	T0309	T0310	Y	 ITA	2935	6-White	F	Gemma Gorgerino	Alice Maura Contu	U17	2009	F	2009	F	143.0	26.0	32.0	28.0	12.0	29.0	28.0	(34.0)	10.0		342.0	308.0
239	T0063	T0064	Y	 DEN	1736	6-White	F	Julie Petersen	Karen Krüger	U17	2009	F	2010	F	145.0	29.0	27.0	32.0	15.0	(42.0 UFD)	19.0	17.0	24.0		350.0	308.0
240	T0447	T0448	Y	 SUI	2621	6-White	F	Ella Kermodé	Olivia Cormont		2008	F	2007	F	146.0	25.0	(35.0)	26.0	16.0	32.0	10.0	27.0	32.0		349.0	314.0
241	T0259	T0260	N	 HKG	2846	6-White	F	Ally Yam	Keira Slaughter	U17	2009	F	2009	F	158.0	27.0	(37.0)	27.0	27.0	22.0	16.0	9.0	33.0		356.0	319.0
242	T0205	T0206	Y	 GER	2806	6-White	F	Marlene Noçon	Jule Aichinger		2008	M	2008	M	146.0	20.0	28.0	(42.0 DNC)	24.0	34.0	23.0	28.0	16.0		361.0	319.0
243	T0143	T0144	Y	 GBR	2122	6-White	M	Jensen Jakob	Hugo Rudd	U17	2011	M	2009	M	153.0	8.0	16.0	3.0	29.0	(42.0 DNC)	42.0 DNC	42.0 DNC	42.0 DNC		377.0	335.0
244	T0407	T0408	Y	 POL	2357	6-White	M	Marcin Malota	Igor Piechota	U17	2009	F	2009	M	156.0	23.0	23.0	19.0	35.0	25.0	30.0	32.0	(42.0 UFD)		385.0	343.0

Rank	TallyH	TallyC	Euro	Nat	SailNo	Fleet	Boat	HelmName	CrewName	Division	HelmYr	Helm Gender	CrewYr	Crew Gender	Carried Fwd	F1(R6)	F2(R7)	F3(R8)	F4(R9)	F5(R10)	F6(R11)	F7(R12)	F8(R13)	Penalties	Total	Nett
245	T0195	T0196	Y	 GER	2245	6-White	M	Raphael Scharnbeck	Hugo Hauschke	U17	2011	M	2010	M	146.0	(42.0 DNF)	36.0	42.0 BFD	42.0 UFD	20.0	14.0	42.0 UFD	6.0		390.0	348.0
246	T0411	T0412	Y	 POL	2426	6-White	F	Gabriela Kiewisz	Alicja Labanowska	U17	2010	F	2010	F	169.0	18.0	15.0	30.0	37.0	28.0	(42.0 UFD)	24.0	30.0		393.0	351.0
247	T0257	T0258	N	 HKG	2521	6-White	mixed	Jade Zirah	Alfred Yip	U17	2010	M	2010	M	146.0	32.0	21.0	(42.0 BFD)	36.0	31.0	31.0	18.0	36.0		393.0	351.0
248	T0019	T0020	Y	 AUT	2812	6-White	M	Johann Walzel	Felix Medwed	U17	2010	M	2009	M	159.0	(36.0)	34.0	33.0	33.0	35.0	25.0	30.0	11.0		396.0	360.0
249	T0449	T0450	Y	 SUI	2624	6-White	M	Riccardo Crova	Pol Ladzinski	U17	2009	M	2010	M	165.0	33.0	33.0	(34.0)	28.0	27.0	26.0	21.0	28.0		395.0	361.0
250	T0141	T0142	Y	 GER	2979	6-White	mixed	Julian Weinert	Charlotte Oberrniedermayr		2009	M	2008	F	165.0	(42.0 DNF)	42.0 DNC	42.0 DNC	42.0 DNC	42.0 UFD	42.0 UFD	20.0	3.0		440.0	398.0
251	T0291	T0292	Y	 ITA	2114	6-White	mixed	Leonardo Nonnis	Elisa Onnis	O18	2005	M	2005	M	161.0	(42.0 DNC)	30.0	29.0	14.0	42.0 DNC	42.0 DNC	42.0 DNC	42.0 DNC		444.0	402.0

Scoring codes used

Code	Description	Points
BFD	Black flag disqualification under rule 30.4	42
DNC	Did not come to the starting area	Varies
DNE	Disqualification (other than DGM) not excludable under rule 90.3(b)	42
DNF	Started but did not finish	42
DNS	Came to the start area but did not start	42
DSQ	Disqualification	Varies
PRP	Post race penalty 30%	Varies
RDG1-4	Redress - average points for 1-4 except the race in question	32
RDG1-5	Redress - average points for 1-5 except the race in question	Varies
UFD	U flag disqualification under rule 30.3	Varies